

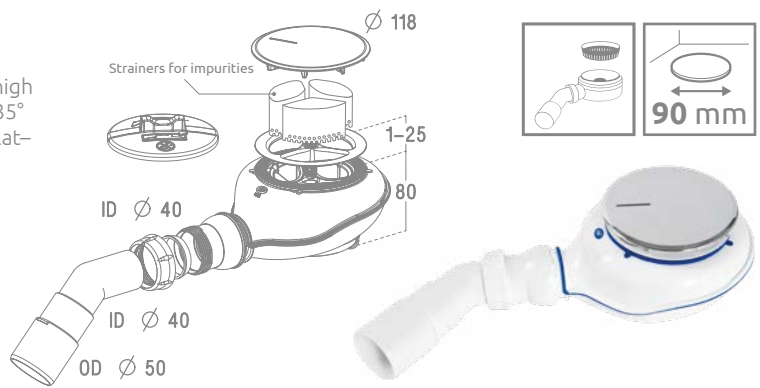
## TURBOFLOW 2 TB21

Siphon for shower trays with  $\varnothing 90$  mm hole; extremely high flow rate; decorative cover in ABS chrome  $\varnothing 118$  mm;  $135^\circ$  multi-directional connector angle; outlet  $\varnothing 40/50$  mm; flat-80 mm. The siphon has an additional strainer that filters impurities.

Hole:  $\varnothing 90$  mm  
 Cover:  $\varnothing 118$  mm  
 Outlet:  $\varnothing 40/50$  mm  
 Flat: 80 mm  
 Outflow: 38 l/min.

Art. No.: TB21

Highest throughput

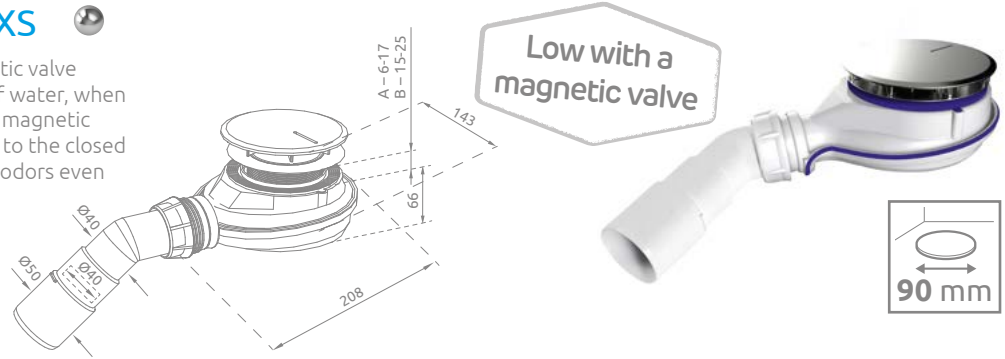


## TURBOFLOW TBXS

Siphon with a movable magnetic valve opening under the pressure of water, when the water flow decreases, the magnetic force brings the valve back up to the closed position. The siphon prevents odors even during a long break in use.

Hole:  $\varnothing 90$  mm  
 Cover:  $\varnothing 118$  mm  
 Outlet:  $\varnothing 40/50$  mm  
 Flat: 66 mm  
 Outflow: 33 l/min.

Art. No.: TBXS



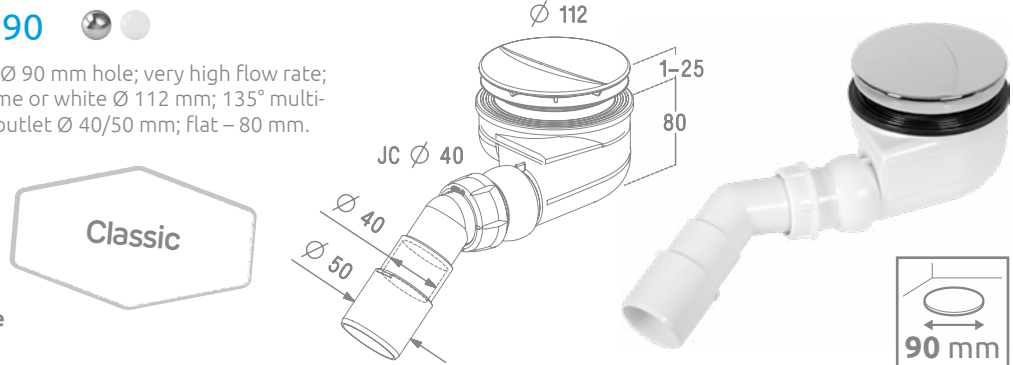
Low with a magnetic valve

## TURBOFLOW TB90

Siphon for shower trays with  $\varnothing 90$  mm hole; very high flow rate; decorative cover in ABS chrome or white  $\varnothing 112$  mm;  $135^\circ$  multi-directional connector angle; outlet  $\varnothing 40/50$  mm; flat-80 mm.

Hole:  $\varnothing 90$  mm  
 Cover:  $\varnothing 112$  mm  
 Outlet:  $\varnothing 40/50$  mm  
 Flat: 80 mm  
 Outflow: 30 l/min.

Art. No.: Chrome: TB90P  
 Art. No.: White: TB90P White



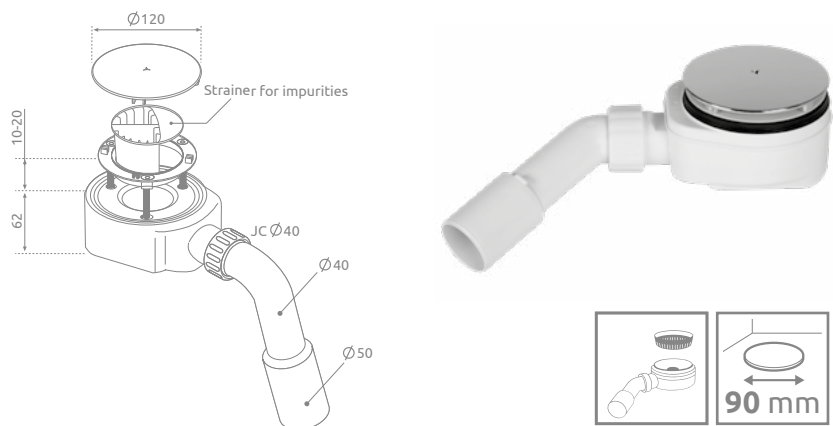
Classic

## R500

Siphon for shower trays with  $\varnothing 90$  mm hole; high flow rate; cover in ABS chrome;  $135^\circ$  connector angle; outlet  $\varnothing 40/50$  mm; flat: 70 mm. The siphon has an additional strainer that filters impurities.

Hole:  $\varnothing 90$  mm  
 Cover:  $\varnothing 120$  mm  
 Outlet:  $\varnothing 40/50$  mm  
 Flat: 70 mm  
 Outflow: 25 l/min.

Art. No.: R500

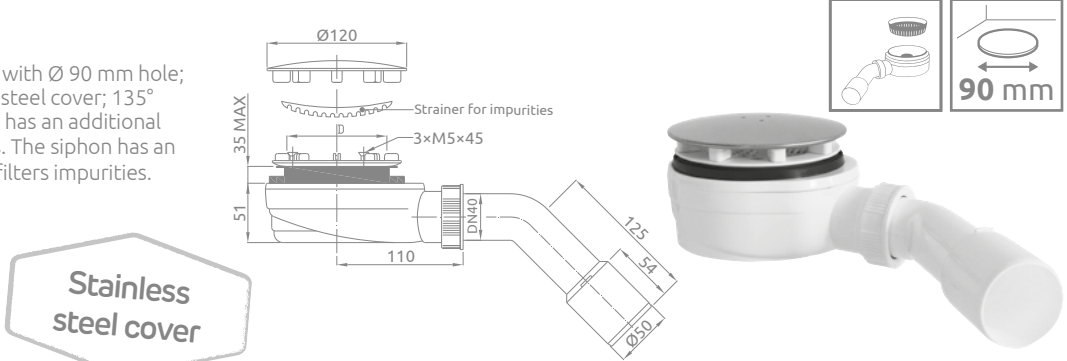


## R510

Siphon for shower trays with  $\varnothing 90$  mm hole; high flow rate; stainless steel cover;  $135^\circ$  connector angle; siphon has an additional sieve filtering impurities. The siphon has an additional strainer that filters impurities.

Hole:  $\varnothing 90$  mm  
 Cover:  $\varnothing 120$  mm  
 Outlet:  $\varnothing 40/50$  mm  
 Flat: 51 mm  
 Outflow: 25,5 l/min.

Art. No.: R510



Stainless steel cover