

Furo Brushed Nickel PND II




Furo Brushed Gold PND II




Furo Brushed GunMetal PND II




Furo Brushed Copper PND II



Furo PND II



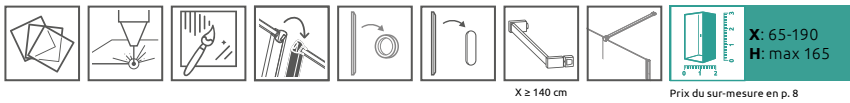
Furo Gold PND II



Furo Black PND II



OPTIONS

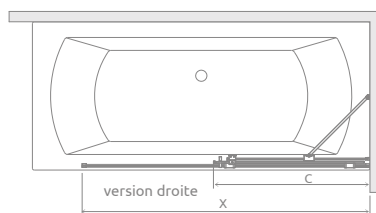
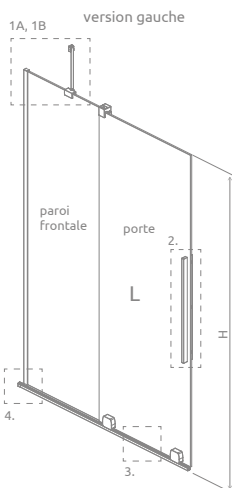


	Chrome	01
	Gold	09
	Black	54
	Brushed Nickel	91
	Brushed GunMetal	92
	Brushed Copper	93
	Brushed Gold	99

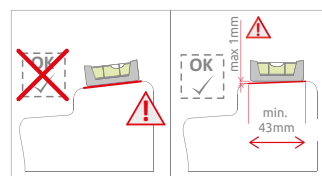
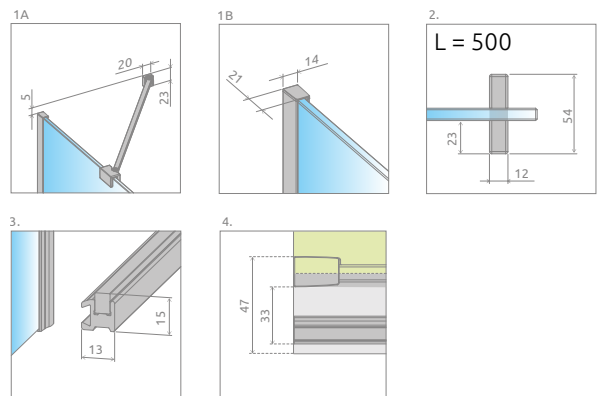
2 ARTICLES : FIXE + COULISSANT

Remplacer **XX** par le **code couleur**
Remplacer **Y** par **L** (Version gauche) ou **R** (Version droite)

Mo-dèle	Dimensions X	ARTICLE 1: PARTIE FIXE (universelle)			ARTICLE 2: PARTIE COULISSANTE (Gauche ou Droite)			
		Partie fixe C	Article	PRIX	Article	Chrome	Noir	Autres
100	99-100	55,3-56,3	10112494-01-01		10109538-XX-01Y			
110	109-110	60,3-61,3	10112544-01-01		10109588-XX-01Y			
120	119-120	65,3-66,3	10112594-01-01		10109638-XX-01Y			
130	129-130	70,3-71,3	10112644-01-01		10109688-XX-01Y			
140	139-140	75,3-76,3	10112694-01-01		10109738-XX-01Y			
150	149-150	80,3-81,3	10112744-01-01		10109788-XX-01Y			
160	159-160	85,3-86,3	10112794-01-01		10109838-XX-01Y			
170	169-170	90,3-91,3	10112844-01-01		10109888-XX-01Y			
180	179-180	95,3-96,3	10112894-01-01		10109938-XX-01Y			



Bord de la baignoire = min. 43 mm.
Inclinaison = max. 1 mm.



NAVIGATION: PARE-BAIGNOIRE – EN 2 PARTIES

