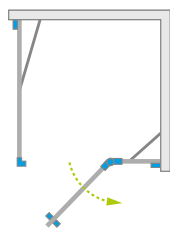


# Torrenta KDJ



Profile finish:



01 Chrome

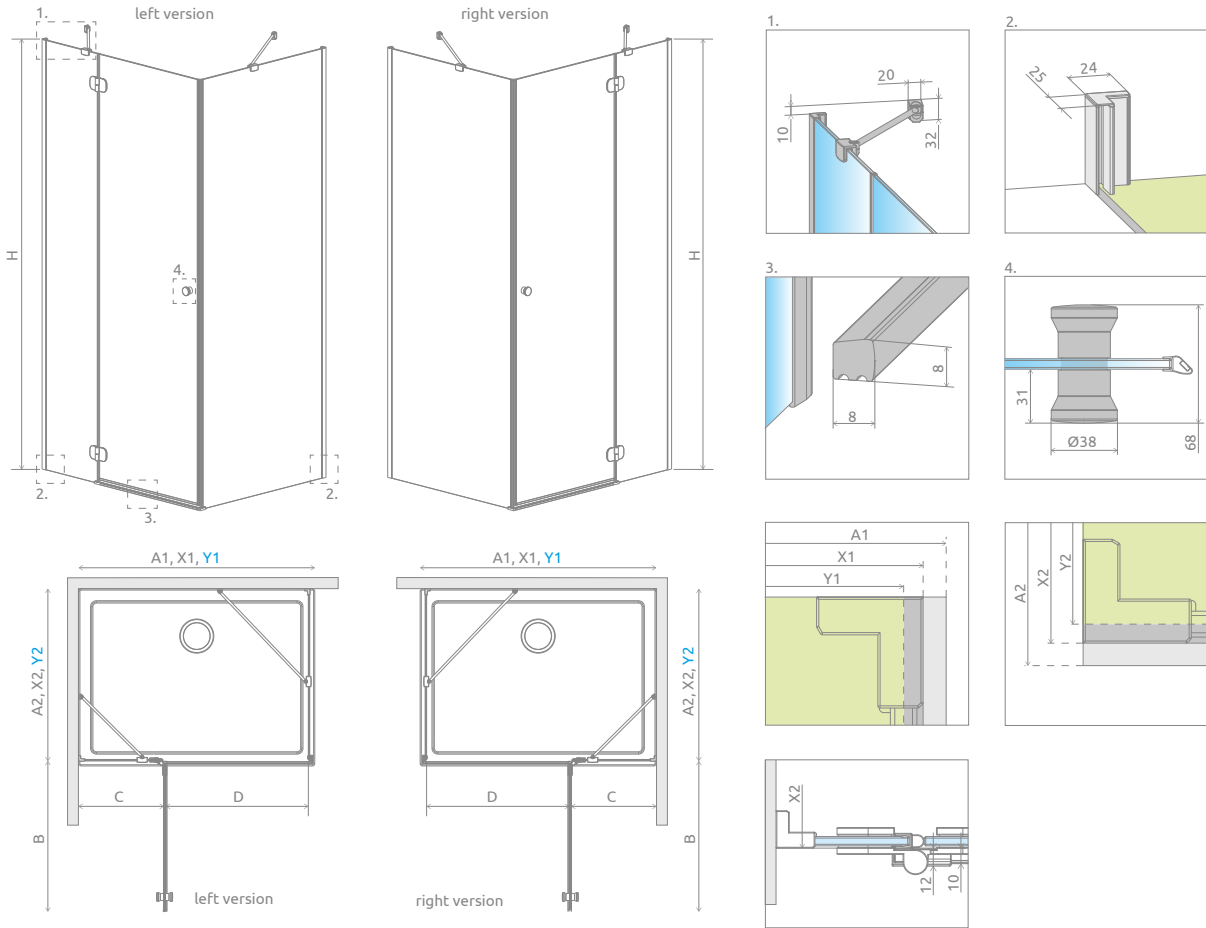


Torrenta KDJ + Kyntos F

Model	Tray width (A1×A2)	Dimension to the glass panel axis (Y1×Y2)	Height (H)	TRANSPARENT GLASS	
				Art. No.	
KDJ 80 L*×80	800×800	770-785×770-785	1950	132212-01-01L	
KDJ 80 R*×80	800×800	770-785×770-785	1950	132212-01-01R	
KDJ 80 L*×100**	800×1000	770-785×970-985	1950	132250-01-01L	
KDJ 80 R*×100**	800×1000	770-785×970-985	1950	132250-01-01R	
KDJ 90 L*×80	900×800	870-885×770-785	1950	132249-01-01L	
KDJ 90 R*×80	900×800	870-885×770-785	1950	132249-01-01R	
KDJ 90 L*×90	900×900	870-885×870-885	1950	132202-01-01L	
KDJ 90 R*×90	900×900	870-885×870-885	1950	132202-01-01R	
KDJ 90 L*×100**	900×1000	870-885×970-985	1950	132240-01-01L	
KDJ 90 R*×100**	900×1000	870-885×970-985	1950	132240-01-01R	
KDJ 100 L*×80	1000×800	970-985×770-785	1950	132242-01-01L	
KDJ 100 R*×80	1000×800	970-985×770-785	1950	132242-01-01R	
KDJ 100 L*×90	1000×900	970-985×870-885	1950	132246-01-01L	
KDJ 100 R*×90	1000×900	970-985×870-885	1950	132246-01-01R	

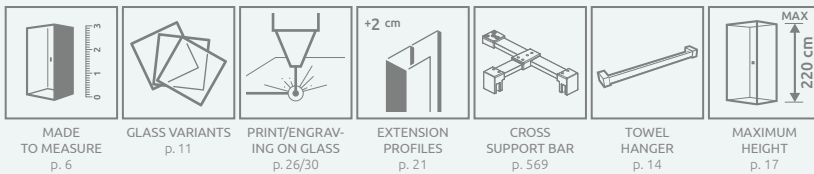
\* door dimension, \*\* when the side wall is ≥ 1000 mm, the cubicle is fitted with a cruciform support bar.  
Technical drawing available at [www.radaway.eu](http://www.radaway.eu)


## TECHNICAL DRAWINGS



Model	A1	A2	X1	X2	Y1	Y2	B	C	D	H
KDJ 80×80	800	800	775-790	775-790	770-785	770-785	537	256-271	505	1950
KDJ 80×100	800	1000	775-790	975-990	770-785	970-985	537	256-271	505	1950
KDJ 90×80	900	800	875-890	775-790	870-885	770-785	637	256-271	605	1950
KDJ 90×90	900	900	875-890	875-890	870-885	870-885	637	256-271	605	1950
KDJ 90×100	900	1000	875-890	975-990	870-885	970-985	637	256-271	605	1950
KDJ 100×80	1000	800	975-990	775-790	970-985	770-785	637	356-371	605	1950
KDJ 100×90	1000	900	975-990	875-890	970-985	870-885	637	356-371	605	1950

## ADDITIONAL OPTIONS



Extension profiles	Art. No.
 U profile + 2 cm	P01-284195001

## NAVIGATION

