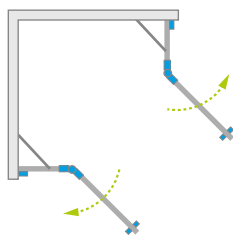


Torrenta KDD



Profile finish:



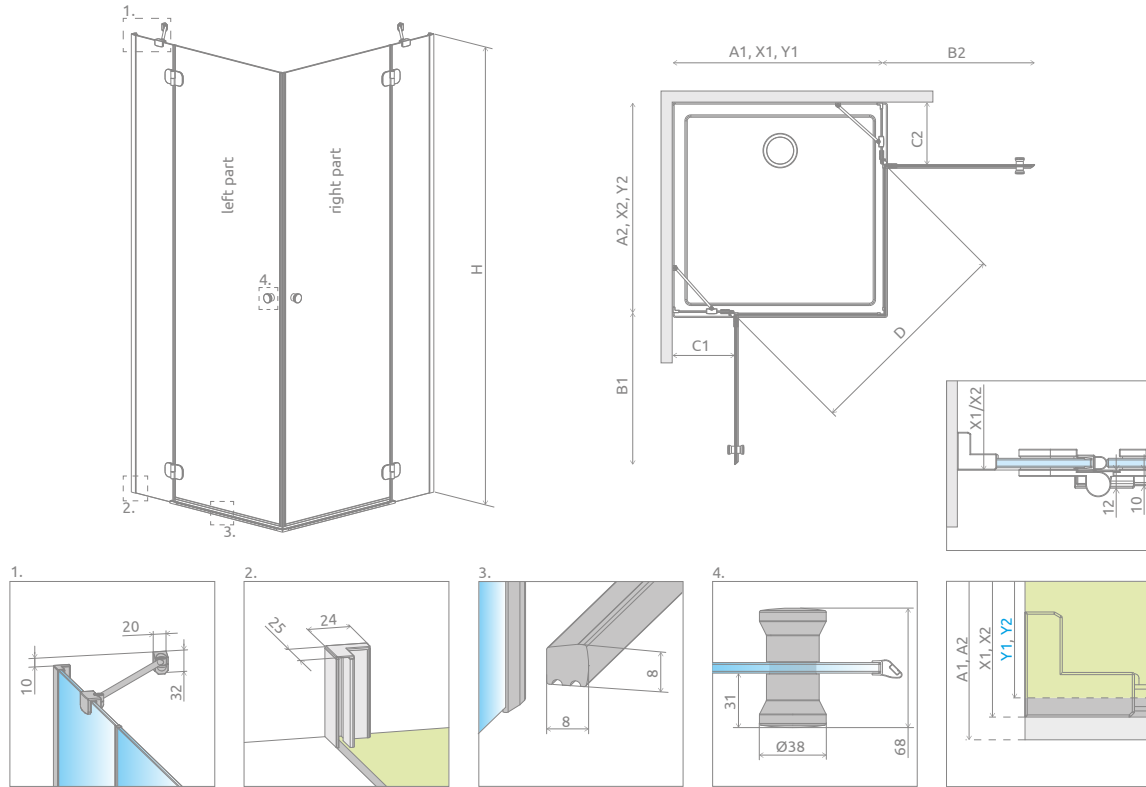
01 Chrome



Torrenta KDD + Kytos C

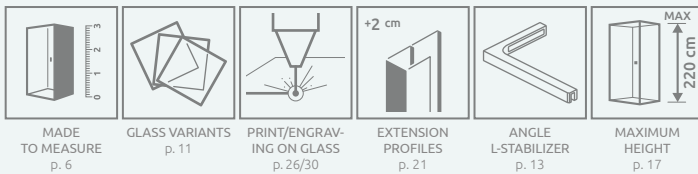
Model	Tray width (A1×A2)	Dimension to the glass panel axis (Y1×Y2)	Height (H)	TRANSPARENT GLASS
				Art. No.
KDD 80×80	800×800	770-785×770-785	1950	132262-01-01
KDD 80L×90R	800×900	770-785×870-885	1950	132777-01-01R
KDD 80L×100R	800×1000	770-785×970-985	1950	132273-01-01R
KDD 90L×80R	900×800	870-885×770-785	1950	132777-01-01L
KDD 90×90	900×900	870-885×870-885	1950	132252-01-01
KDD 100L×80R	1000×800	970-985×770-785	1950	132273-01-01L
KDD 100×90	1000×900	970-985×870-885	1950	132275-01-01
KDD 100×100	1000×1000	970-985×970-985	1950	132272-01-01


TECHNICAL DRAWINGS



Model	A1	A2	X1	X2	Y1	Y2	B1	B2	C1	C2	D	H
KDD 80L×80R	800	800	775-790	775-790	770-785	770-785	537	537	256-271	256-271	746	1950
KDD 80L×90R	800	900	775-790	875-890	770-785	870-885	537	637	256-271	256-271	820	1950
KDD 80L×100R	800	1000	775-790	975-990	770-785	970-985	537	637	256-271	356-371	820	1950
KDD 90L×80R	900	800	875-890	775-790	870-885	770-785	637	537	256-271	256-271	820	1950
KDD 90L×90R	900	900	875-890	875-890	870-885	870-885	637	637	256-271	256-271	887	1950
KDD 90L×100R	900	1000	875-890	975-990	870-885	970-985	637	637	256-271	356-371	887	1950
KDD 100L×80R	1000	800	975-990	775-790	970-985	770-785	637	537	356-371	256-271	820	1950
KDD 100L×90R	1000	900	975-990	875-890	970-985	870-885	637	637	356-371	256-271	887	1950
KDD 100L×100R	1000	1000	975-990	975-990	970-985	970-985	637	637	356-371	356-371	887	1950

ADDITIONAL OPTIONS



Extension profiles	Art. No.
 U profile + 2 cm	P01-284195001

NAVIGATION

