


Premium Plus DWJ+S



Profile finish:



01 Chrome



Premium Plus D + Doros D

When making an order please provide us with two article numbers defining your choice of door and side wall glass finish. This is an universal shower enclosure. It possible to install it as a right or left version.

DOOR

Model	Tray width (A1)	Height (H)	TRANSPARENT GLASS	GLASS FINISH	
			Art. No.	Fabric	Brown
				Art. No.	Art. No.
DWJ 95	950	1900	33304-01-01N	–	–
DWJ 100	1000	1900	33303-01-01N	33303-01-06N	33303-01-08N
DWJ 105	1050	1900	33305-01-01N	–	–
DWJ 110	1100	1900	33302-01-01N	33302-01-06N	–
DWJ 115	1150	1900	33306-01-01N	–	–
DWJ 120	1200	1900	33313-01-01N	33313-01-06N	33313-01-08N
DWJ 130	1300	1900	33333-01-01N	33333-01-06N	–
DWJ 140	1400	1900	33323-01-01N	33323-01-06N	33323-01-08N
DWJ 150	1500	1900	33343-01-01N	33343-01-06N	–

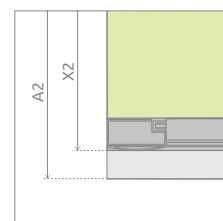
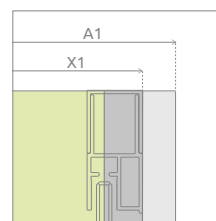
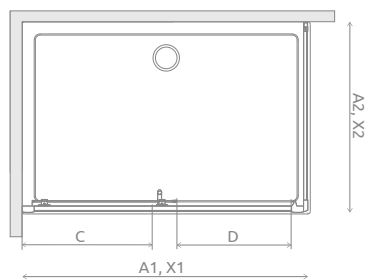
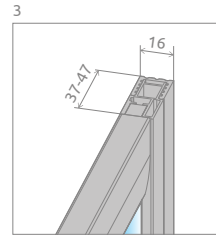
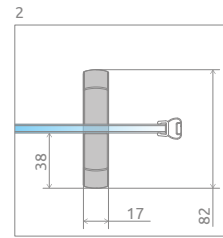
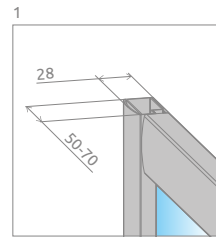
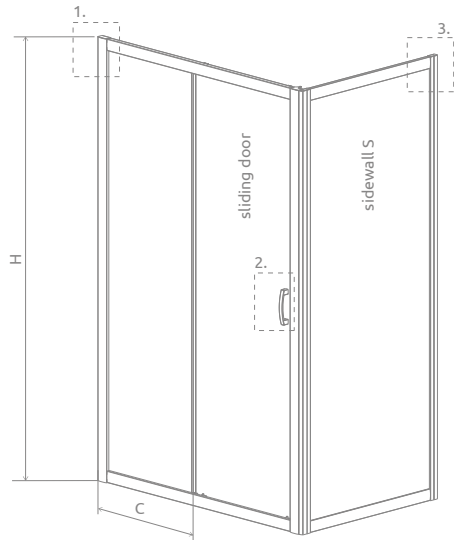
SIDEWALL

Model	Tray width (A2)	Height (H)	TRANSPARENT GLASS	GLASS FINISH	
			Art. No.	Fabric	Brown
				Art. No.	Art. No.
S 70	700	1900	33401-01-01N	–	–
S 75	750	1900	33402-01-01N	–	–
S 80	800	1900	33413-01-01N	33413-01-06N	33413-01-08N
S 90	900	1900	33403-01-01N	33403-01-06N	33403-01-08N
S 100	1000	1900	33423-01-01N	33423-01-06N	33423-01-08N



It is possible to construct a wall-adjacent shower enclosure, in this case, please contact Customer Service Department.

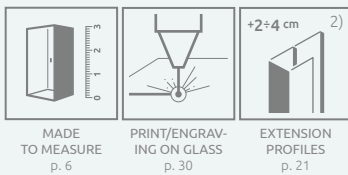
TECHNICAL DRAWINGS





Door	A1	X1	C	D	H
DWJ 95	950	940-960	392-412	345	1900
DWJ 100	1000	990-1010	442-462	395	1900
DWJ 105	1050	1040-1060	442-462	395	1900
DWJ 110	1100	1090-1110	492-512	445	1900
DWJ 115	1150	1140-1160	492-512	445	1900
DWJ 120	1200	1190-1210	542-562	495	1900
DWJ 130	1300	1290-1310	542-562	495	1900
DWJ 140	1400	1390-1410	642-662	595	1900
DWJ 150	1500	1490-1510	642-662	595	1900

Sidewall	A2	X2
S 70	700	695 -705
S 75	750	745-755
S 80	800	795-805
S 90	900	895-905
S 100	1000	995-1005

ADDITIONAL OPTIONS



Extension profiles	Art. No.
 U profile + 2 cm – for installation on the side of the fixed part of the sliding door	P01-126190001
 U profile + 4 cm – for installation on the side of the fixed part of the sliding door	P01-127190001

NAVIGATION



²⁾ Concerns only door enlargement for the side of the wall
Dimensions are given in mm.