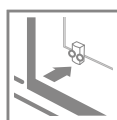


Premium Plus DWD+S



Profile finish:



01 Chrome



Premium Plus DWD+S + Doros D

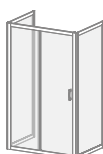
When making an order please provide us with two article numbers defining your choice of door and side wall glass finish. This is an universal shower enclosure. It possible to install it as a right or left version.

DOOR

Model	Tray width (A1)	Height (H)	TRANSPARENT GLASS	GLASS FINISH	
			Art. No.	Fabric Art. No.	Brown Art. No.
DWD 140	1400	1900	33353-01-01N	—	33353-01-08N
DWD 150	1500	1900	33393-01-01N	—	—
DWD 160	1600	1900	33363-01-01N	33363-01-06N	33363-01-08N
DWD 180	1800	1900	33373-01-01N	33373-01-06N	33373-01-08N

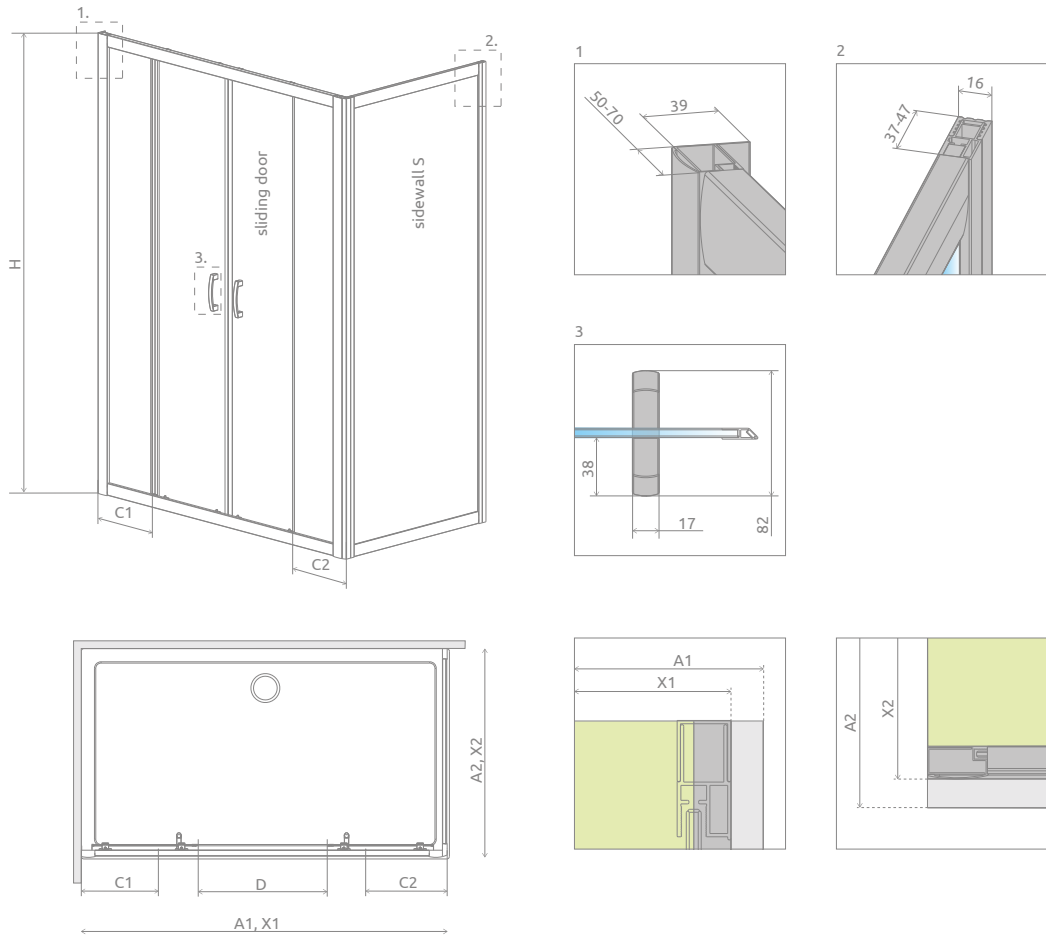
SIDEWALL

Model	Tray width (A2)	Height (H)	TRANSPARENT GLASS	GLASS FINISH	
			Art. No.	Fabric Art. No.	Brown Art. No.
S 70	700	1900	33401-01-01N	—	—
S 75	750	1900	33402-01-01N	—	—
S 80	800	1900	33413-01-01N	33413-01-06N	33413-01-08N
S 90	900	1900	33403-01-01N	33403-01-06N	33403-01-08N
S 100	1000	1900	33423-01-01N	33423-01-06N	33423-01-08N



It is possible to construct a wall-adjacent shower enclosure, in this case, please contact Customer Service Department.


TECHNICAL DRAWINGS



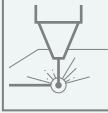
Door	A1	X1	C1	C2	D	H
DWD 140	1400	1390-1410	292-312	310	515	1900
DWD 150	1500	1490-1510	292-312	310	515	1900
DWD 160	1600	1590-1610	342-362	360	615	1900
DWD 180	1800	1790-1810	392-412	410	715	1900

Sidewall	A2	X2
S 70	700	695-705
S 75	750	745-755
S 80	800	795-805
S 90	900	895-905
S 100	1000	995-1005

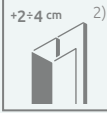
ADDITIONAL OPTIONS





MADE TO MEASURE
p. 6



PRINT/ENGRAVING ON GLASS
p. 26/30



+2÷4 cm ²⁾
EXTENSION PROFILES
p. 21

Extension profiles	Art. No.
 U profile + 2 cm – for installation on the side of the door	P01-130190001
 U profile + 4 cm – for installation on the side of the door	P01-131190001

NAVIGATION



²⁾ Concerns only door enlargement for the side of the wall
Dimensions are given in mm.