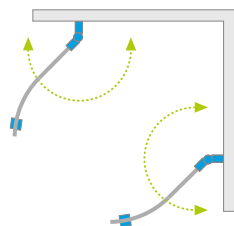


Nes PDD I



Profile finish:



01 Chrome



Nes PDD I + Delos A



Shower enclosure set consists of 2 parts: left and right. Please specify both article numbers when making an order.

LEFT PART

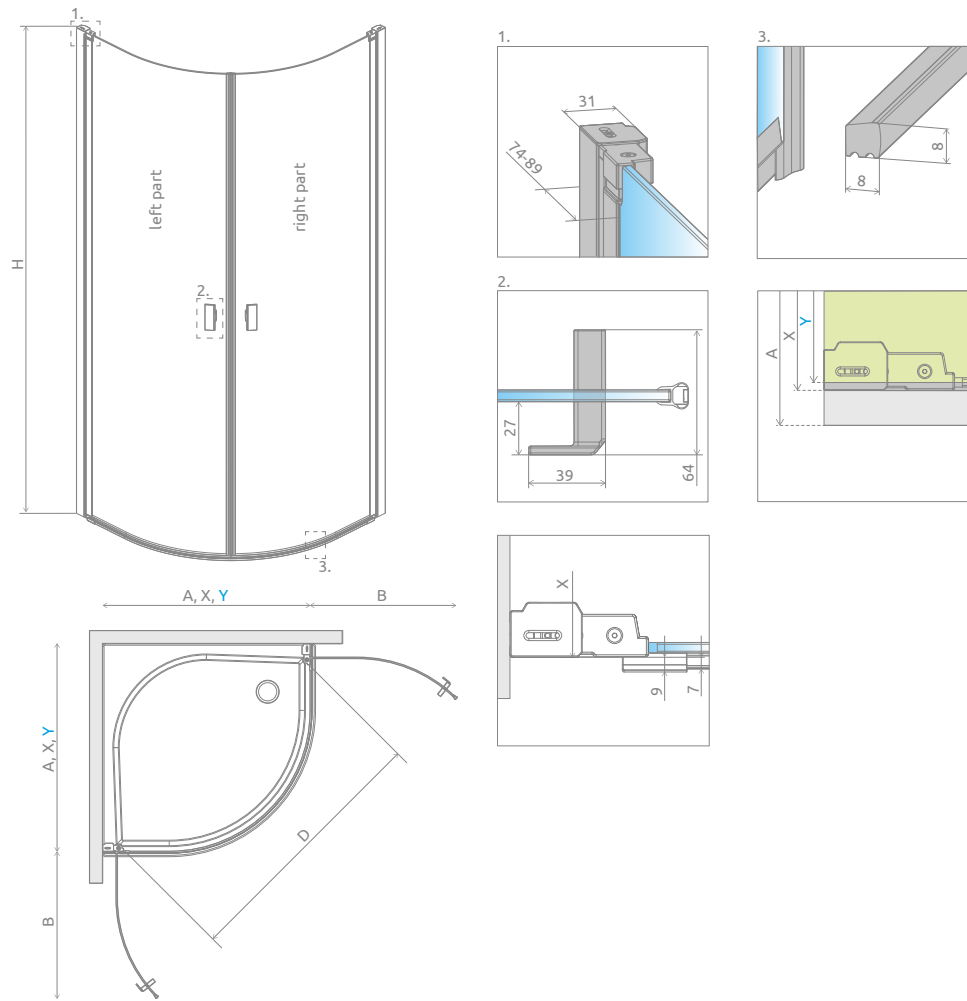
Model	Tray width (A1)	Dimension to the glass panel axis (Y1)	Height (H)	TRANSPARENT GLASS
				Art. No.
PDD I 80 L	800	770-785	2000	10020080-01-01L
PDD I 90 L	900	870-885	2000	10020090-01-01L

RIGHT PART

Model	Tray width (A2)	Dimension to the glass panel axis (Y2)	Height (H)	TRANSPARENT GLASS
				Art. No.
PDD I 80 R	800	770-785	2000	10020080-01-01R
PDD I 90 R	900	870-885	2000	10020090-01-01R

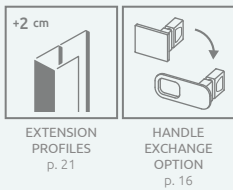
There is no possibility to build the asymmetrical shower enclosure.

TECHNICAL DRAWINGS



Model	A	X	Y	B	D	H
PDD I 80x80	800	775-790	770-785	548	970	2000
PDD I 90x90	900	875-890	870-885	648	1111	2000

ADDITIONAL OPTIONS



Extension profiles	profile finish: CHROME Art. No.
Profile + 2 cm*	P01-276200001

* possibility of connecting extension profiles

NAVIGATION



Dimensions are given in mm.