

HS1

Siphon for shower trays with Ø 90 mm hole; high flow rate; outlet Ø 40 mm; flat: 55 mm.

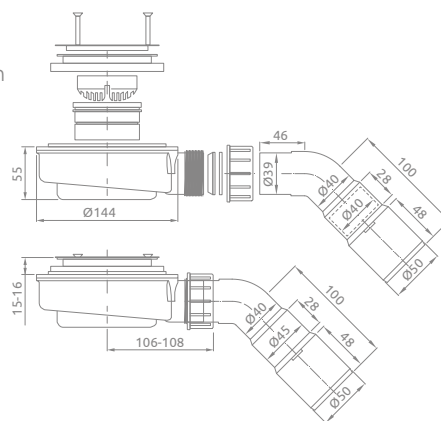
Hole: Ø 90 mm

Outlet: Ø 40/50 mm

Flat: 55 mm

Outflow: 42 l/min

Art. No.: HS1



TURBOFLOW TB50

Siphon for shower trays with Ø 50 mm hole; very high flow rate; decorative cover in ABS chrome Ø 74 mm; 135° multi-directional connector angle; outlet Ø 40/50 mm; flat – 80 mm.

Hole: Ø 50 mm

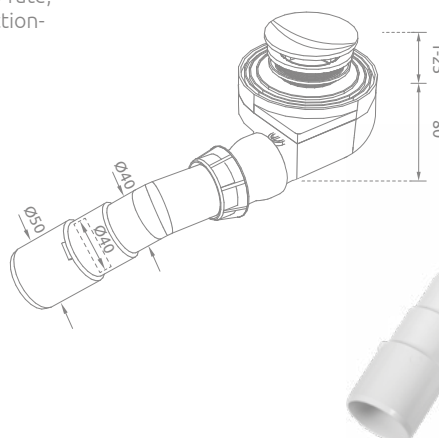
Cover: Ø 74 mm

Outlet: Ø 40/50 mm

Flat: 80 mm

Outflow: 30 l/min

Art. No.: TB50P



578 P

Pop-up siphon („click-clack” type) with self-cleaning trap for shower trays with Ø 50 mm hole; plug and waste in brass chrome finish, plug diameter – 70 mm; 135° multi-directional connector angle; outlet Ø 40/50 mm.

Hole: Ø 50 mm

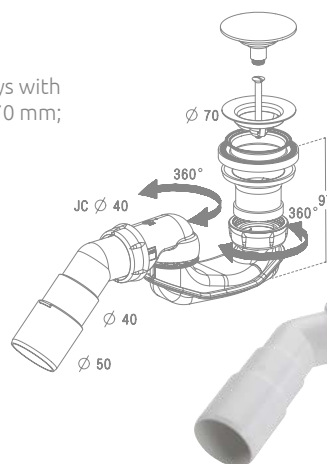
Cover: Ø 70 mm

Outlet: Ø 40/50 mm

Flat: 97 mm

Outflow: 40 l/min

Art. No.: 578P



5SL1

Siphon for shower trays Giaros with Ø 50 mm hole; very high flow rate; 135° multi-directional connector angle; outlet Ø 40/50 mm; flat – 80 mm.

Hole: Ø 50 mm

Outlet: Ø 40/50 mm

Flat: 80 mm

Outflow: 30 l/min

Art. No.: 5SL1

