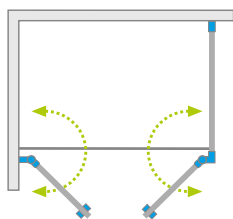


Eos DWD+S



Eos DWD+S + Kyntos F

Profile finish:



01 Chrome

Shower enclosure set consists of 2 parts: door and sidewall. Please specify both article numbers when making an order.

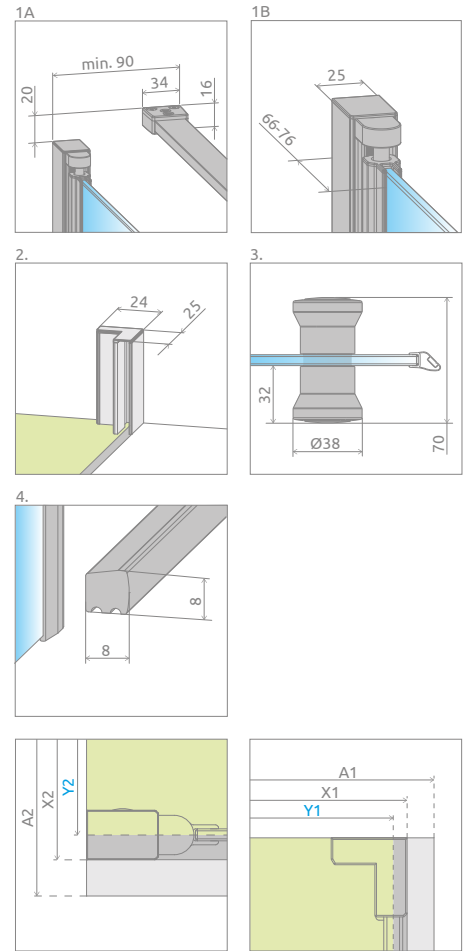
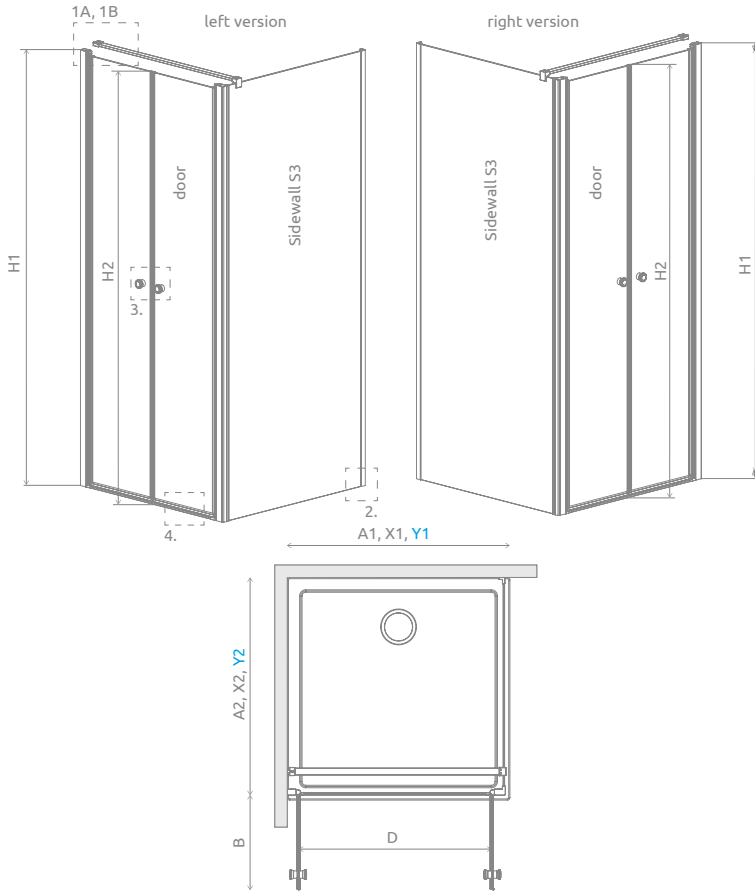
DOOR

Model	Tray width (A1)	Dimension to the glass panel axis (Y1)	Height (H1)	TRANSPARENT GLASS
				Art. No.
DWD+S door 80	800	775-785	1970	13799490-01
DWD+S door 90	900	875-885	1970	13799491-01
DWD+S door 100	1000	975-985	1970	13799492-01
DWD+S door 110	1100	1075-1085	1970	13799493-01
DWD+S door 120	1200	1175-1185	1970	13799494-01

SIDEWALL S3

Model	Tray width (A2)	Dimension to the glass panel axis (Y2)	Height (H1)	TRANSPARENT GLASS
				Art. No.
S3 70	700	663-678	1970	13799448-01
S3 75	750	713-728	1970	13799449-01
S3 80	800	763-778	1970	13799450-01
S3 90	900	863-878	1970	13799451-01
S3 100	1000	963-978	1970	13799452-01

TECHNICAL DRAWINGS



Door	A1	X1	Y1	B	D	H1	H2
DWD+S door 80	800	780-790	775-785	333	668	1970	1950
DWD+S door 90	900	880-890	875-885	383	768	1970	1950
DWD+S door 100	1000	980-990	975-985	433	868	1970	1950
DWD+S door 110	1100	1080-1090	1075-1085	483	968	1970	1950
DWD+S door 120	1200	1180-1190	1175-1185	533	1068	1970	1950

Sidewall S3	A2	X2	Y2
S3 70	700	675-690	663-678
S3 75	750	725-740	713-728
S3 80	800	775-790	763-778
S3 90	900	875-890	863-878
S3 100	1000	975-990	963-978

ADDITIONAL OPTIONS

MADE TO MEASURE p. 6	GLASS VARIANTS p. 11	PRINT/ENGRAVING ON GLASS p. 26/30	EXTENSION PROFILES p. 21	HANDLE EXCHANGE OPTION p. 16	TOWEL HANGER p. 14

Extension profiles	Art. No.
U profile + 2 cm – it can be mounted only on the side of a profile hinge from the side of the wall	P01-137197001
U profile + 2 cm – an extension of the sidewall from the side of the wall	P01-284197001

NAVIGATION

