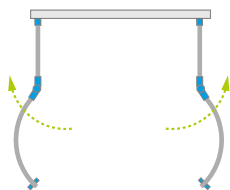


Almatea P*



Profile finish:



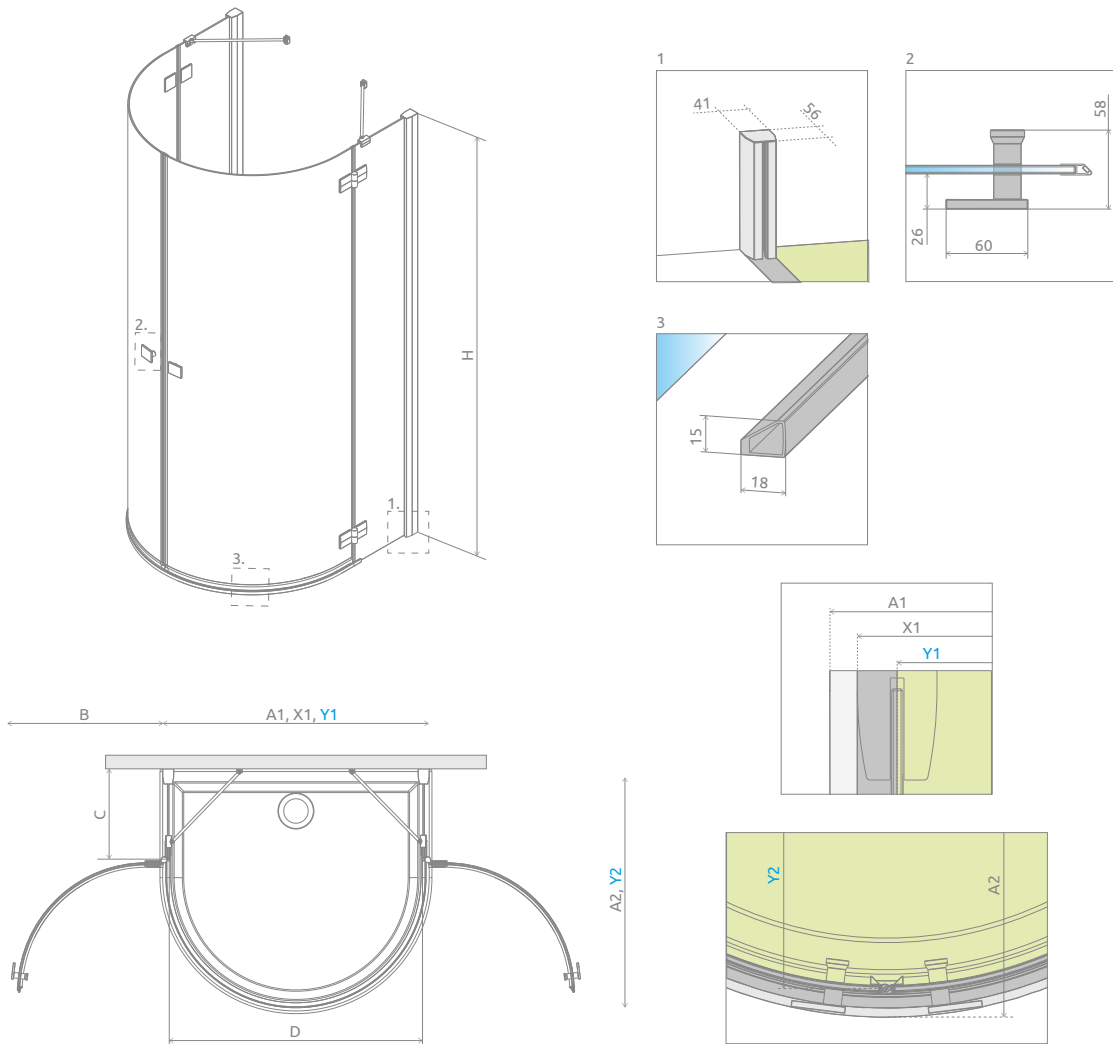
01 Chrome



Almatea P + Delos P

Model	Tray width (A1×A2)	Dimension to the glass panel axis (Y1×Y2)	Height (H)	TRANSPARENT GLASS	GLASS FINISH
				Art. No.	Graphite Art. No.
P 100×90	1000×900	940×870-880	1950	30722-01-01N	30722-01-05N

TECHNICAL DRAWINGS



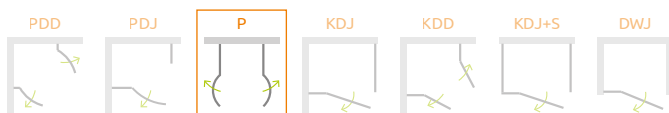
Model	A1	A2	X1	Y1	Y2	B	C	D	H
P 100x90	1000	900	980	940	870-880	560	330-340	930	1950

ADDITIONAL OPTIONS



MADE TO MEASURE
p. 6

NAVIGATION



Dimensions are given in mm.