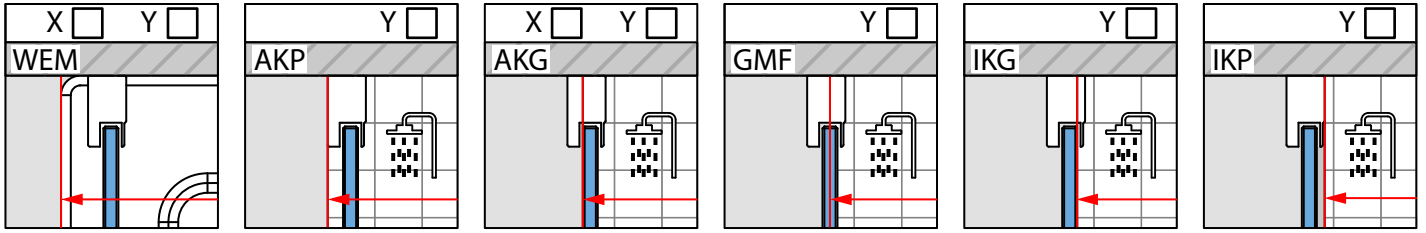


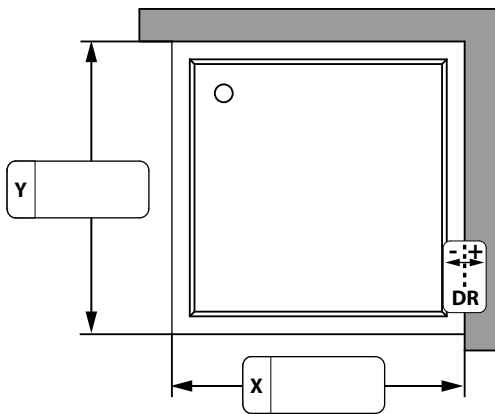
CUSTOMER DATA: _____
 SERIES AND MODEL: _____ INSTALLER DATA: _____
 FITTINGS COLOR: _____
 GLASS COLOR: _____

MOUNTING PROFILE:	<input type="checkbox"/> R
COMPLIES WITH SERIES AND MODELS	<input type="checkbox"/>
OTHER:	<input type="checkbox"/>

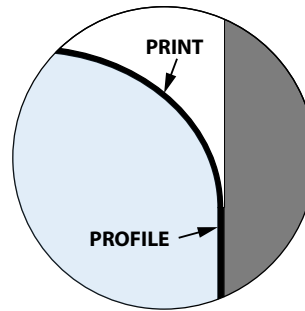
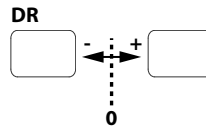
MEASUREMENT METHODS:



MAIN DRAWING

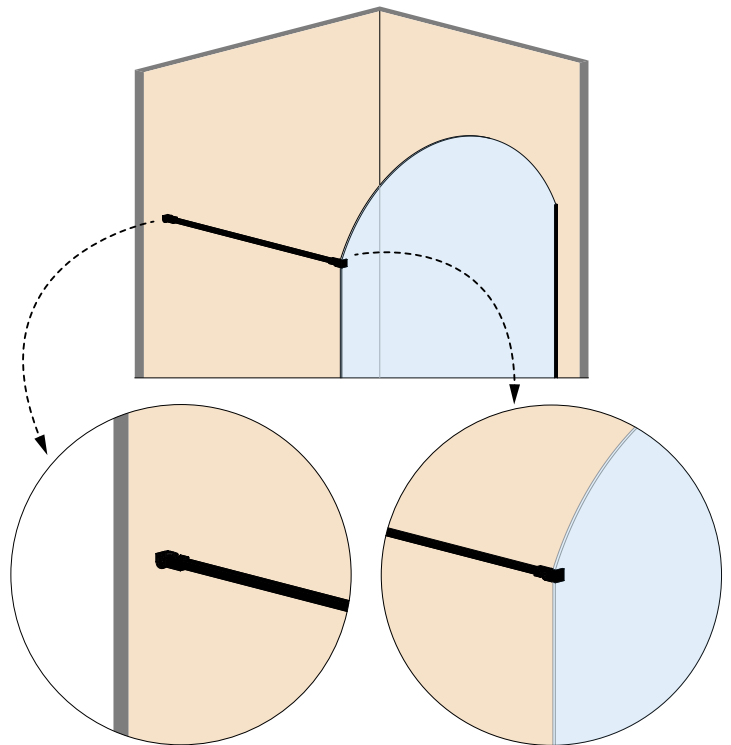
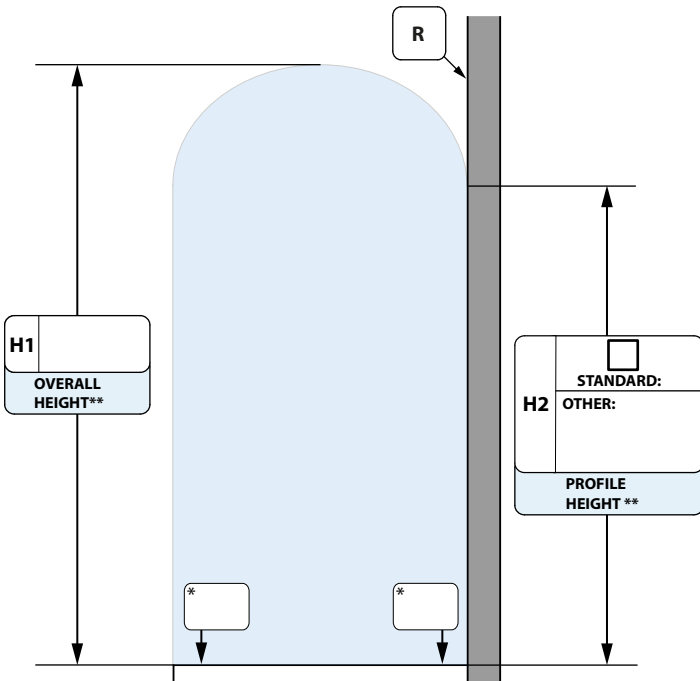


MEASURE AND GIVE DEVIATIONS: (A BLANK FIELD MEANS NO DEVIATION)



IT IS POSSIBLE TO ORDER A PRODUCT WITH A FRAME OR FACTORY PRINT PATTERN. PLEASE INDICATE THE SELECTED PRINT VARIANT BELOW.

- LACK
- FRAME
- FACTORY
- INDIVIDUAL



ABOVE IS AN EXAMPLE OF CONFIGURATION OF THE BRACKETS SUPPLIED TO FIT WITH A ROUNDED GLASS

* INDICATE "0" POINT(S) AND SEPCIFY DEVIATION(S) AS A NEGATIVE VALUE
 POINT(S) "0" IS/ARE THE HIGHEST POINT(S) ON THE FLOOR / SHOWER TRAY / L-SHAPE WALL
 ** H1 > H2 THE RADIUS OF ROUNDING IS THE RESULT VALUE. THE FINAL APPEARANCE OF THE PRODUCT WILL BE PRESENTED ON THE GENERAL VISUALIZATION TO CONFIRM THE ORDER.

 ATTENTION, RADAWAY, FOR TECHNOLOGICAL REASONS, RESERVES THE POSSIBILITY OF MAKING CONSTRUCTION CHANGES.

REMARKS: _____