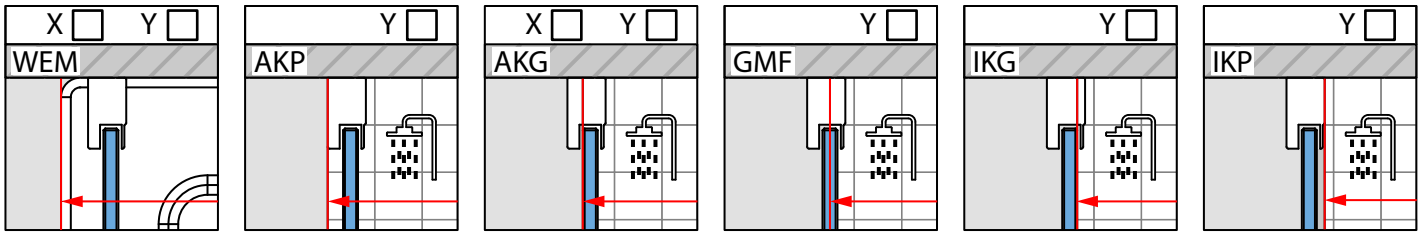


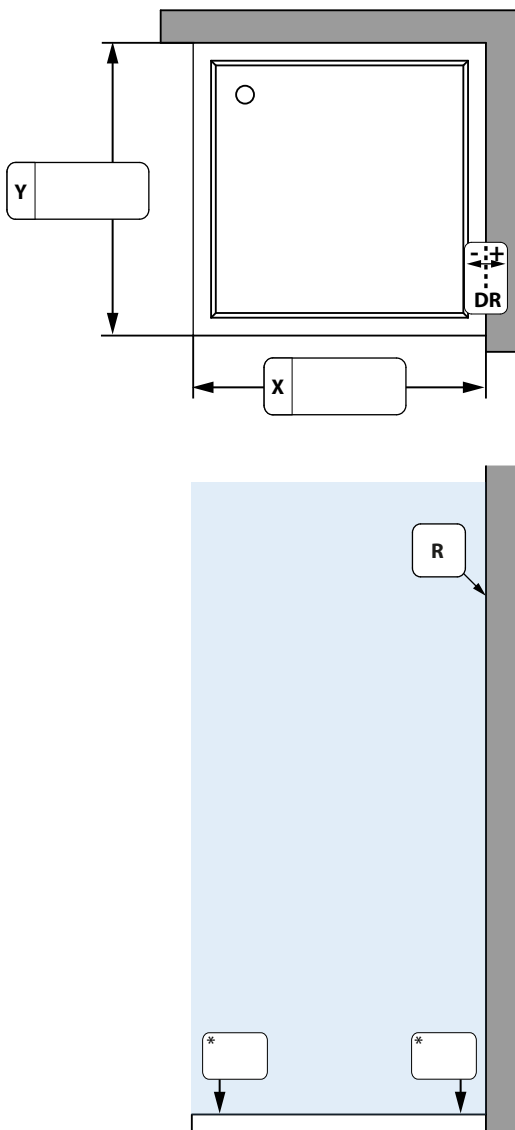
CUSTOMER DATA: _____
 SERIES AND MODEL: _____ INSTALLER DATA: _____
 FITTINGS COLOR: _____
 GLASS COLOR: _____

MOUNTING PROFILE: R
 COMPLIES WITH SERIES AND MODELS
 OTHER:

MEASUREMENT METHODS:



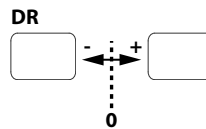
MAIN DRAWING



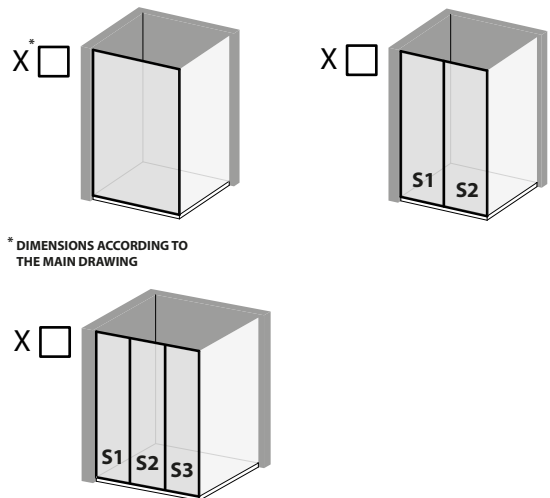
CONSTRUCTION HEIGHT AT "0" POINT:

STANDARD OTHER:

MEASURE AND GIVE DEVIATIONS: (A BLANK FIELD MEANS NO DEVIATION)



CHOOSE THE VARIANT OF THE LAYOUT OF THE BUILDING WALLS FOR X:



* DIMENSIONS ACCORDING TO THE MAIN DRAWING

GIVE DIMENSIONS AND METHOD OF INTERPRETATION:

	X
S1	
S2	
S3	

* INDICATE "0" POINT(S) AND SEPCIFY DEVIATION(S) AS A NEGATIVE VALUE
 POINT(S) "0" IS/ARE THE HIGHEST POINT(S) ON THE FLOOR / SHOWER TRAY / L-SHAPE WALL

 ATTENTION, RADAWAY, FOR TECHNOLOGICAL REASONS, RESERVES THE POSSIBILITY OF MAKING CONSTRUCTION CHANGES.

REMARKS: _____