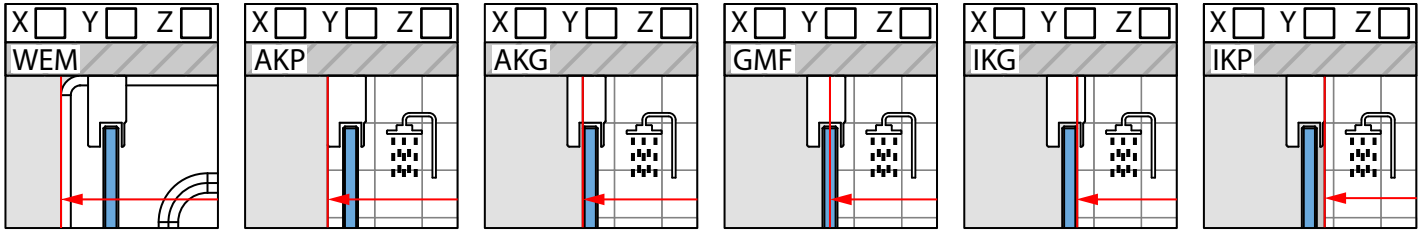


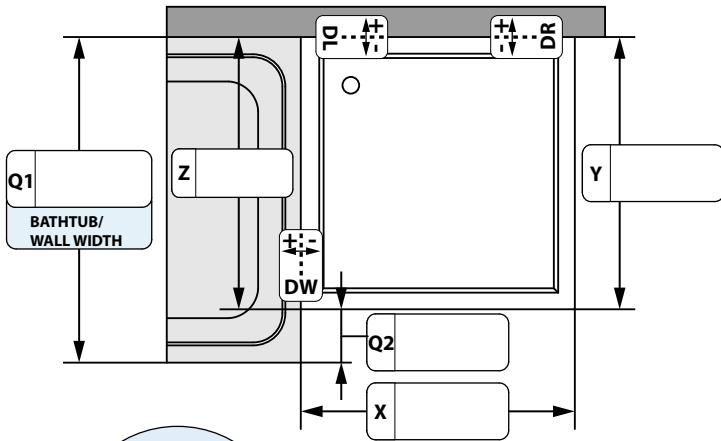
CUSTOMER DATA: \_\_\_\_\_  
 SERIES AND MODEL: \_\_\_\_\_ INSTALLER DATA: \_\_\_\_\_  
 FITTINGS COLOR: \_\_\_\_\_  
 GLASS COLOR: \_\_\_\_\_

HORIZONTAL GASKET  WITH A STRIP  WITHOUT A STRIP  
 ENTRANCE  SIDE „X”  SIDE „Y”

MOUNTING PROFILE:	Y	Z
COMPLIES WITH SERIES AND MODELS	<input type="checkbox"/>	<input type="checkbox"/>
OTHER:	<input type="checkbox"/>	<input type="checkbox"/>
OTHER:	<input type="checkbox"/>	<input type="checkbox"/>



**MAIN DRAWING**



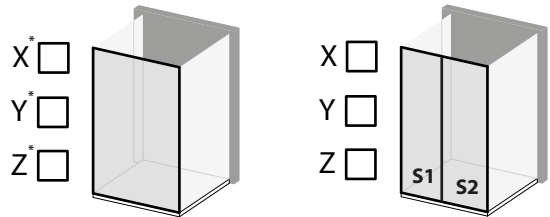
**CONSTRUCTION HEIGHT AT "0" POINT:**

STANDARD  OTHER: .....

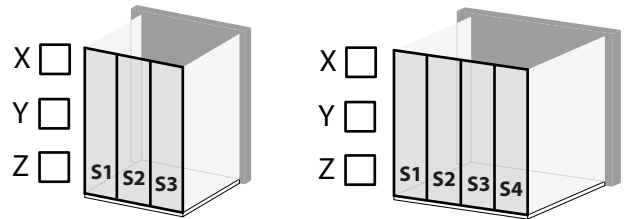
**MEASURE AND GIVE DEVIATIONS (A BLANK FIELD MEANS NO DEVIATION)**

DL  +  -  0  
 DW  +  -  0  
 DR  -  +  0

**CHOOSE THE VARIANT OF THE LAYOUT OF THE BUILDING WALLS FOR X AND Y:**



\* DIMENSIONS ACCORDING TO THE MAIN DRAWING



**GIVE DIMENSIONS AND METHOD OF INTERPRETATION:**

	X	Y	Z
S1			
S2			
S3			
S4			

\* INDICATE "0" POINT(S) AND SEPCIFY DEVIATION(S) AS A NEGATIVE VALUE  
 POINT(S) "0" IS/ARE THE HIGHEST POINT(S) ON THE FLOOR / SHOWER TRAY / L-SHAPE WALL  
 W1, W2 TO BE MEASURED FROM THE SHOWER ENCLOSURE BASE

 ATTENTION, RADAWAY, FOR TECHNOLOGICAL REASONS, RESERVES THE POSSIBILITY OF MAKING CONSTRUCTION CHANGES.

REMARKS: \_\_\_\_\_