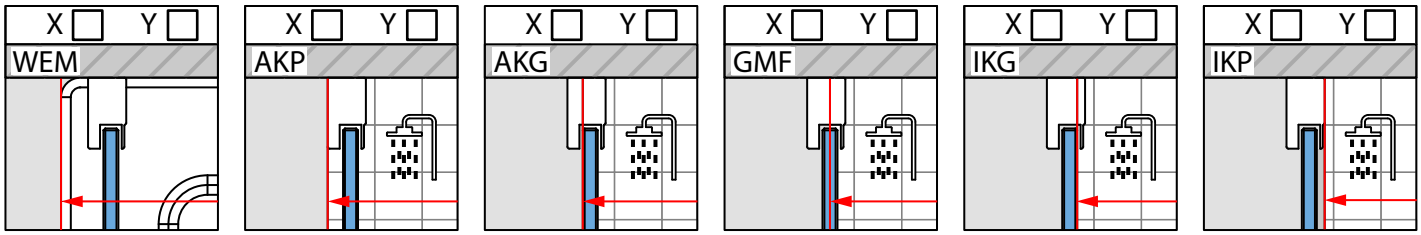


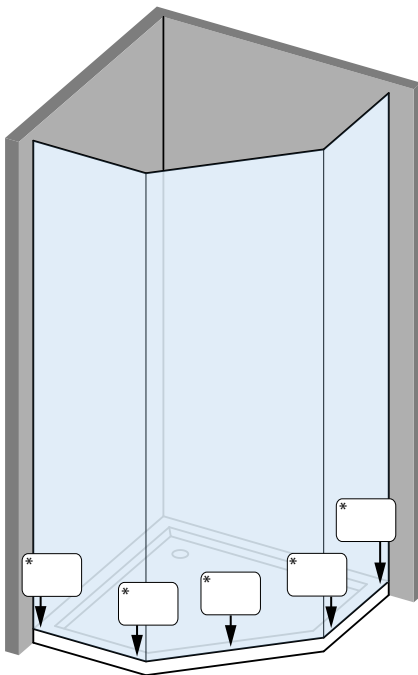
CUSTOMER DATA: _____
 SERIES AND MODEL: _____ INSTALLER DATA: _____
 FITTINGS COLOR: _____
 GLASS COLOR: _____

MOUNTING PROFILE:	X	Y
COMPLIES WITH SERIES AND MODELS	<input type="checkbox"/>	<input type="checkbox"/>
OTHER:	<input type="checkbox"/>	<input type="checkbox"/>
OTHER:	<input type="checkbox"/>	<input type="checkbox"/>

MEASUREMENT METHODS: ENTRANCE SIDE „X” SIDE „Y”



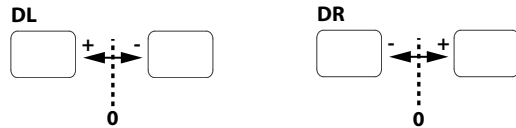
MAIN DRAWING



CONSTRUCTION HEIGHT AT "0" POINT:

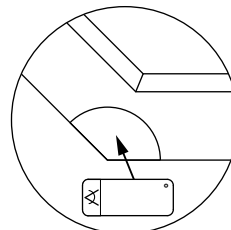
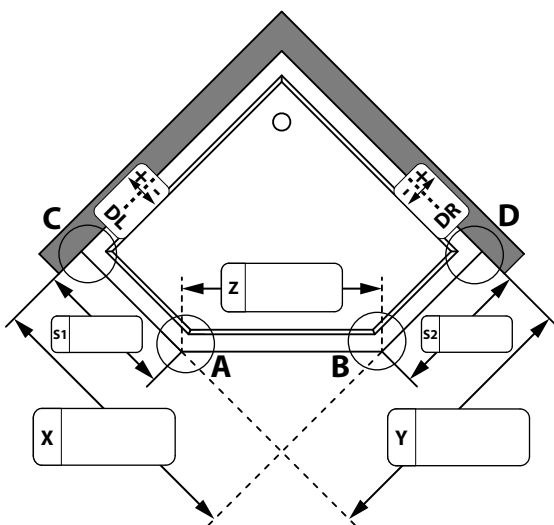
STANDARD OTHER:

MEASURE AND GIVE DEVIATIONS (A BLANK FIELD MEANS NO DEVIATION)

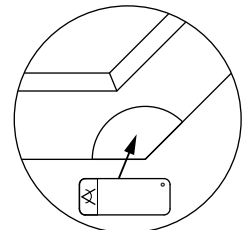


CHOOSE THE VARIANT OF THE LAYOUT OF THE BUILDING WALLS FOR X AND Y:

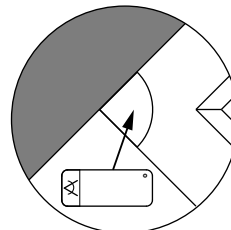
	X	Y
S1	<input type="checkbox"/>	<input type="checkbox"/>
S2	<input type="checkbox"/>	<input type="checkbox"/>



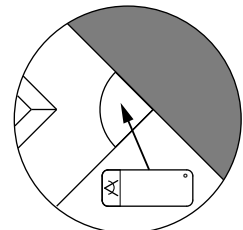
DETAIL A



DETAIL B



DETAIL C



DETAIL D

* INDICATE "0" POINT(S) AND SEPCIFY DEVIATION(S) AS A NEGATIVE VALUE
 POINT(S) "0" IS/ARE THE HIGHEST POINT(S) ON THE FLOOR / SHOWER TRAY / L-SHAPE WALL

 ATTENTION, RADAWAY, FOR TECHNOLOGICAL REASONS, RESERVES THE POSSIBILITY OF MAKING CONSTRUCTION CHANGES.

REMARKS: _____