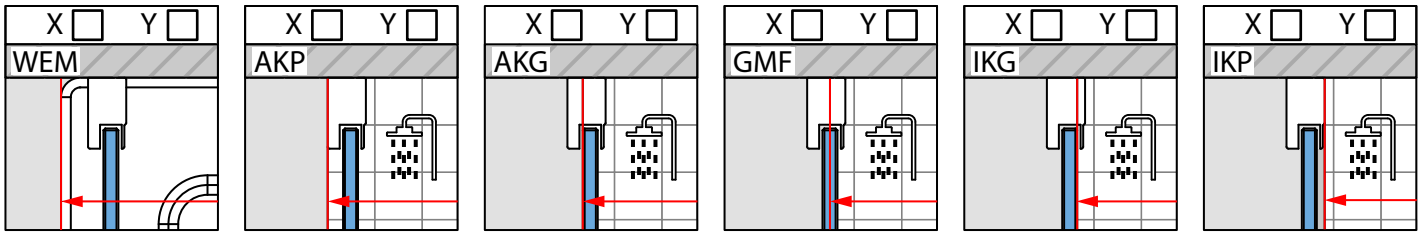
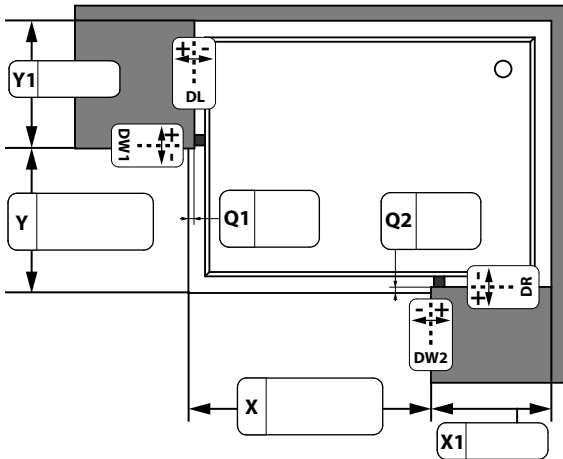


CUSTOMER DATA: \_\_\_\_\_  
 SERIES AND MODEL: \_\_\_\_\_ INSTALLER DATA: \_\_\_\_\_  
 FITTINGS COLOR: \_\_\_\_\_  
 GLASS COLOR: \_\_\_\_\_ HORIZONTAL GASKET  WITH A STRIP  WITHOUT A STRIP  
 MEASUREMENT METHODS: ENTRANCE:  SIDE „X”  SIDE „Y”

MOUNTING PROFILE:	<input type="checkbox"/>	<input type="checkbox"/>
COMPLIES WITH SERIES AND MODELS	<input type="checkbox"/>	<input type="checkbox"/>
OTHER:	<input type="checkbox"/>	<input type="checkbox"/>
OTHER:	<input type="checkbox"/>	<input type="checkbox"/>



**MAIN DRAWING**



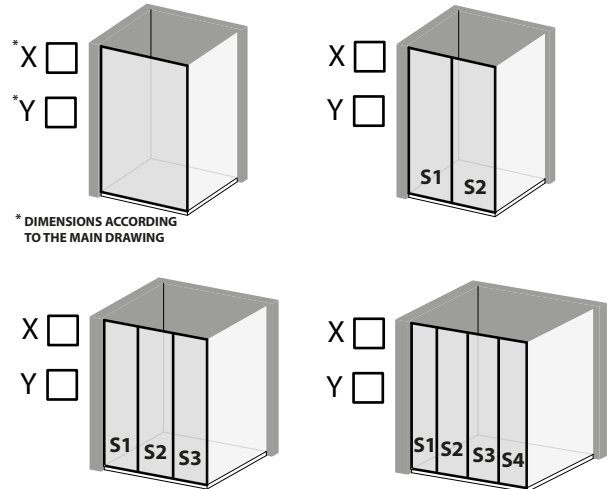
**CONSTRUCTION HEIGHT AT "0" POINT:**

STANDARD  OTHER: .....

**MEASURE AND GIVE DEVIATIONS (A BLANK FIELD MEANS NO DEVIATION)**

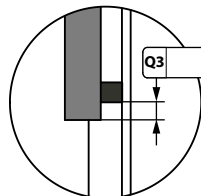
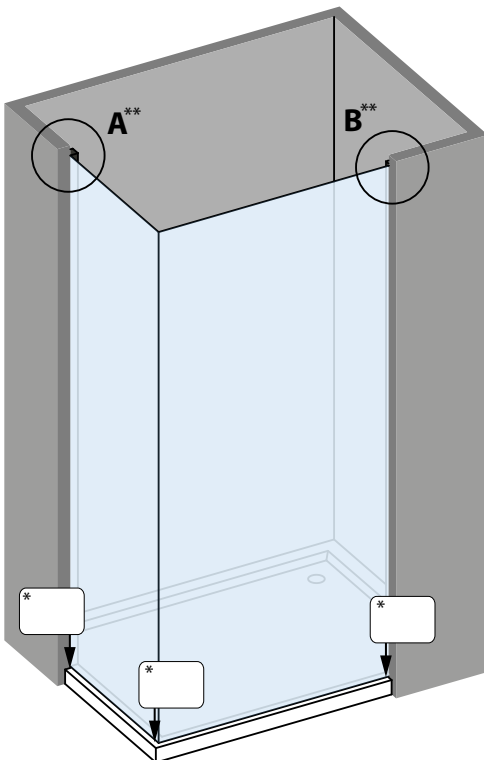
DL	<input type="text"/>	+	-	DL	<input type="text"/>	+	-
			0				0
DW1	<input type="text"/>	+	-	DW2	<input type="text"/>	-	+
			0				0

**CHOOSE THE VARIANT OF THE LAYOUT OF THE BUILDING WALLS FOR X AND Y:**

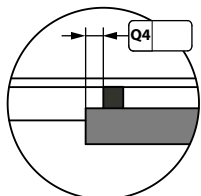


**GIVE DIMENSIONS AND METHOD OF INTERPRETATION:**

	X	Y
S1		
S2		
S3		
S4		



**DETAIL A\*\***



**DETAIL B\*\***

\* INDICATE "0" POINT(S) AND SPECIFY DEVIATION(S) AS A NEGATIVE VALUE POINT(S) "0" IS/ARE THE HIGHEST POINT(S) ON THE FLOOR / SHOWER TRAY / L-SHAPE WALL  
 \*\* TO AVOID THE RISK OF DAMAGE TO THE TILES, WE RECOMMEND A PROFILE OFFSET FROM THE EDGE OF THE RECESS BY AT LEAST 10 MM (DIMENSION Q3/Q4).

 ATTENTION, RADAWAY, FOR TECHNOLOGICAL REASONS, RESERVES THE POSSIBILITY OF MAKING CONSTRUCTION CHANGES.

REMARKS: \_\_\_\_\_