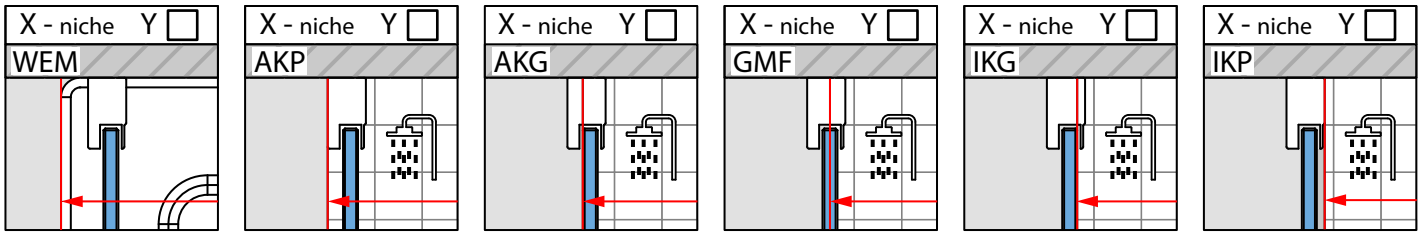


CUSTOMER DATA: _____
 SERIES AND MODEL: _____ INSTALLER DATA: _____
 FITTINGS COLOR: _____
 GLASS COLOR: _____

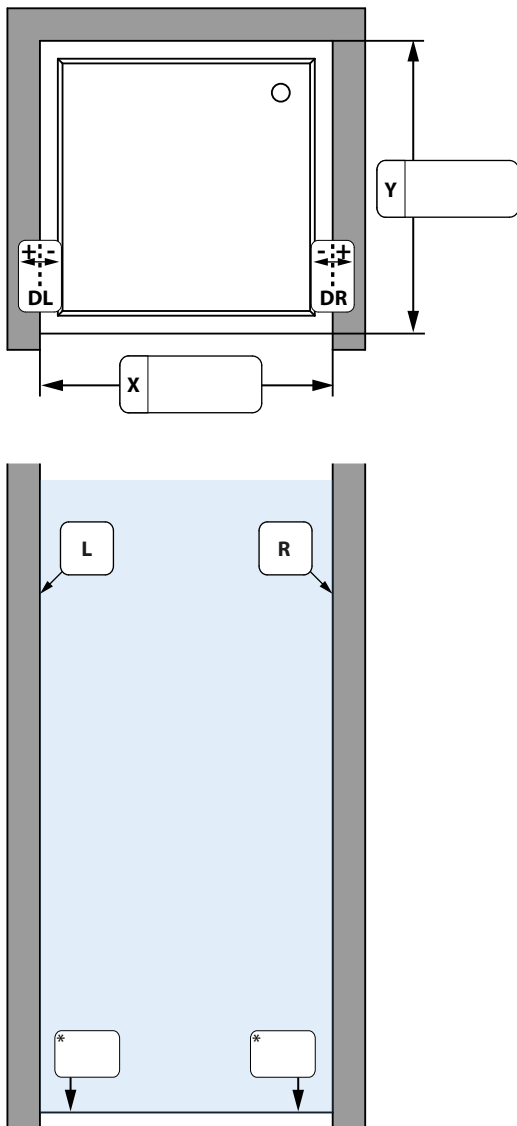
MOUNTING PROFILES:		L	R
COMPLIES WITH SERIES AND MODELS		<input type="checkbox"/>	<input type="checkbox"/>
OTHER:		<input type="checkbox"/>	<input type="checkbox"/>
OTHER:		<input type="checkbox"/>	<input type="checkbox"/>

MEASUREMENT METHODS:



MAIN DRAWING

ENTRANCE: X SIDE

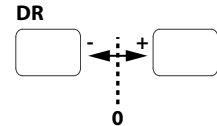
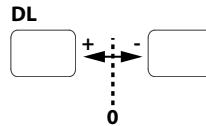


CONSTRUCTION HEIGHT AT "0" POINT:

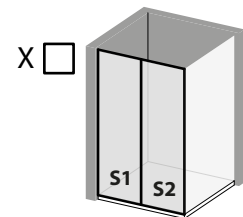
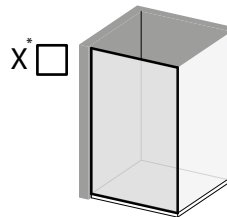
STANDARD

OTHER:

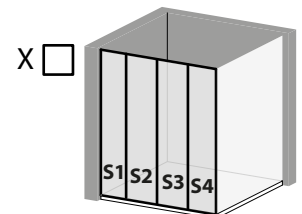
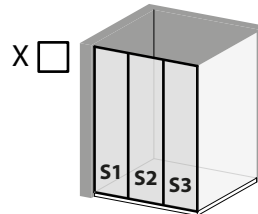
MEASURE AND GIVE DEVIATIONS: (A BLANK FIELD MEANS NO DEVIATION)



CHOOSE THE VARIANT OF THE LAYOUT:



* DIMENSIONS ACCORDING TO THE MAIN DRAWING



GIVE DIMENSIONS AND METHOD OF INTERPRETATION:

	X
S1	
S2	
S3	
S4	

* INDICATE "0" POINT(S) AND SPECIFY DEVIATION(S) AS A NEGATIVE VALUE
 POINT(S) "0" IS/ARE THE HIGHEST POINT(S) ON THE FLOOR / SHOWER TRAY / L-SHAPE WALL

 ATTENTION, RADAWAY, FOR TECHNOLOGICAL REASONS, RESERVES THE POSSIBILITY OF MAKING CONSTRUCTION CHANGES.

REMARKS: _____