

SHOP

ADDRESS.....

PN.

CUSTOMER PN.

DEMONSTRATIVE DRAWINGS

ORDER INQUIRY

VARIANT:

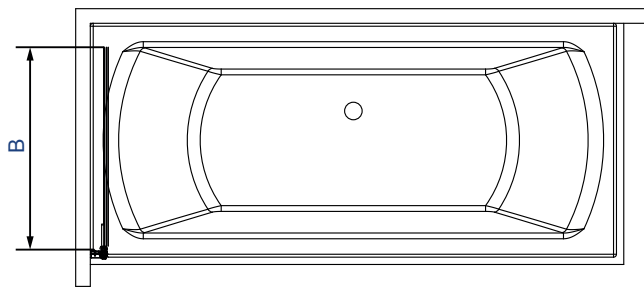
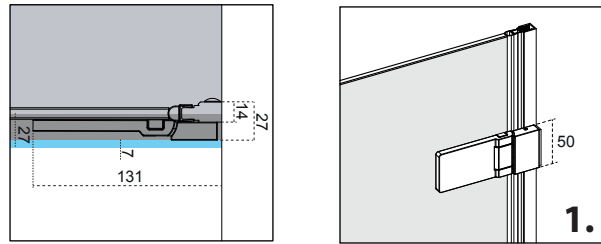
LEFT RIGHT

DIMENSION X
(from 300 to 1000mm)


HEIGHT 1500mm (standard)
 (other- from 1350 to 1500mm)

- GLASS FINISH:**
- TRANSPARENT
 - BROWN
 - GRAPHITE
 - SATEEN
 - ULTRACLEAR
 - SHOWERGUARD

WALL HINGE



LEFT VARIANT



RIGHT VARIANT

