

SHOP .....

ADDRESS.....

PN. ....

CUSTOMER PN. ....

ORDER       INQUIRY

**BRACKET TYPE:**

- OUTSIDE** (regulation standard, wall profile)
- INSIDE** (no regulation, without profiles)

**VERSION:**

LEFT       RIGHT

**DIMENSION X** .....

(from 900 to 1800mm)

**HEIGHT**     2000mm (standard)

..... (other - from 1500 do 2000mm)

**DIMENSION „B” (choose the right one):**

- B**     520mm (for X from 760 to 860mm)
- 620mm (for X from 860 to 1080mm)
- 720mm (for X from 1060 to 1280mm)
- 820mm (for X from 1260 to 1400mm)
- ..... (other - max. 820mm)

Dimension „B” - door dimension

**DIMENSION „C1” or „C2” (choose the right one):**

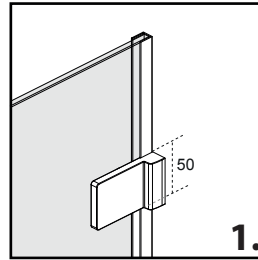
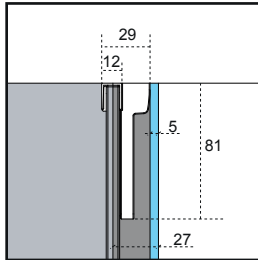
- C1**  ..... (min. 170mm)
- C2**  ..... (min. 155mm)

Dimension „C1” - fix wall dimension  
Dimension „C2” - fix wall dimension

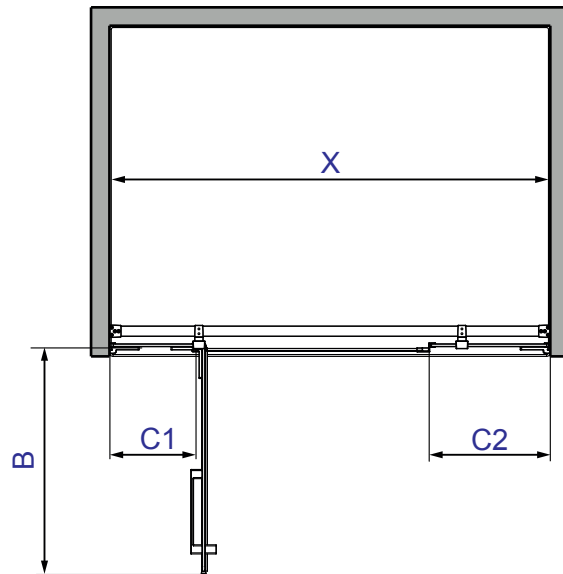
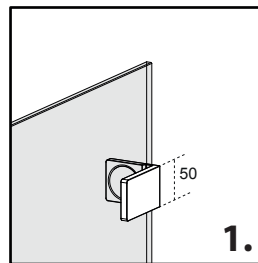
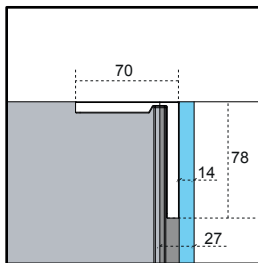
- GLASS FINISH:**     TRANSPARENT
- BROWN
- GRAPHITE
- SATEEN
- ULTRACLEAR
- SHOWERGUARD

**DEMONSTRATIVE DRAWINGS**

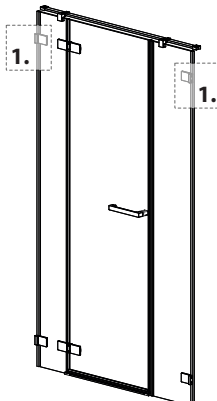
**OUTSIDE BRACKET**



**INSIDE BRACKET**



**LEFT VERSION**



**RIGHT VERSION**

